



Chiefs Touchless Cleaning – Wash Bay Hardware



Touchless Foam – Fast. Easy. Clean.

Chiefs Touchless Cleaning Hardware

Chiefs Australia provides the right tools for the job, no matter what you're cleaning. We have a range of touchless cleaning hardware solutions that can be adapted for any industry.

Chiefs supplies German- and Swiss-engineered hardware from Suttner and Mosmatic that will stand up to everyday use and the wear and tear inflicted in a busy wash bay.

By working smarter with a touchless technique, you will save on time and labour costs—whether you're cleaning a fleet of vehicles or tackling long-term staining.

Chiefs' hardware is adaptable to your pressure cleaner, and with our quick connection system, you can rapidly switch between the tools you need for the job.

Why Touchless Cleaning?

Touchless cleaning saves you time, effort and money.

When you use a concentrated, effective foam-on soap with our range of hardware, a little goes a long way. There's no need to mess around with dilutions when you can use a foaming lance or downstream injector to help you get it right.

Our dense foam breaks the static bond between the grime and the surface. It's designed for touchless cleaning, so there's no need for manual scrubbing or brooming—just let it do its thing for a minute or two and then blast it away with high-pressure water.

The risk of swirls or scratches is eliminated, and the amount of time and hard work that goes into cleaning is dramatically cut.






Our range of soaps, specialist cleaners and hardware can be adapted to suit any industry—trucking, agriculture, mining, earthmoving, construction, transportation, and domestic. It doesn't matter what you're cleaning, or what contaminant you need to remove, Chiefs has a setup to get it done.

Touchless Foam – Fast. Easy. Clean.

Versatile Solutions for Any Industry

Chiefs' hardware can be mixed and matched to streamline your routine cleaning and optimise your wash bay setup. Whatever the vehicle, whatever the contaminant.

Whether you're cleaning a large fleet, agricultural machinery, or your ute in the driveway—we have a solution.



Touchless cleaning utilises a few key components that can be adapted to suit the scale of your operation and the type of contaminants that need to be removed.

A foaming lance is a simple way to generate dense foam which can then be power washed with a rinsing lance. Just pour neat soap into the foamer bottle and select the setting as per the product instructions.

A downstream chemical injector can be used to manage between one and four different cleaning products. Having your Full Force Degreaser, Anti-Insect, soap, and polish ready to go keeps your wash bay safe and minimises the risk of mix-ups. A Rollover lance allows you to switch between your soap and high-pressure water without needing to bypass the soap at the downstream injector.



Pressure Washer + ST-73 Foaming Lance



Pressure Washer + ST-160 Single Chemical Injector + ST-175 Rollover Lance



Pressure Washer + ST-164 Twin Chemical Injector + ST-175 Rollover Lance



Pressure Washer + ST-167 Single Chemical Injector with Bypass + 4-Chemical Dosing Valve + ST-175 Rollover Lance

Hose Guide System

The Hose Guide System can be installed in your existing infrastructure via a range of interchangeable brackets and mounts.

The free-flowing hose guide keeps hosing up off the ground to minimise wear and tear. Using a hose guide makes routine cleaning fast and efficient while optimising safety in your wash bay.

The length of the hose guide is completely customisable, and it can be used as either a single or double-sided rail system.



Guns

A large range of Suttner spray guns is available to suit a variety of applications. Our guns can be customised with appropriate fittings for inlet and outlet sizes, and swivels to avoid hose tangling.

The Low Trigger Force gun is easier on the hands for large jobs and fleet cleaning, while the Acid Resistant gun stands up to our toughest cleaning solution, Chiefs Duo Wash.

Most guns can be fitted with couplings and adapters to suit all lances, foam heads and high-pressure hoses. Suttner's quick connection system has become the industry standard for rapid switching between tools.



Gun with quick connector



Low Trigger Force



Acid Resistant

Lances

We supply an extensive variety of Suttner lances.

The Push-Pull lance has a flexible head for hard-to-reach places, while the Longcast lance delivers foam and water in a long, powerful stream that's ideal for blasting away dried-on mud at a distance.

The Rollover lance easily switches between foam and water with a quick twist, eliminating the need to bypass the soap at your downstream injector.

Easy Turn lances come in a variety of sizes for maximum manoeuvrability and use in tight wash bays.



Push-Pull



Longcast



Rollover



Easy Turn

Undercarriage Cleaning Ramp with Wheel Blasters

The Undercarriage Cleaning Ramp from Mosmatic can be customised to include powerful wheel blasters for a comprehensive clean.

The system is ideal for use in biosecurity and for the removal of debris, salt, chemicals, and agricultural contaminants for fleet maintenance.

The ramp is designed to be quickly assembled for a transportable cleaning system or used as a permanent installation.

With a clearance of 122 mm and a robust build, the ramp is suitable for loaded vehicles and heavy machinery.



Hurricane & Hurricane Pro

The Hurricane has a low profile for undercarriage cleaning without the need to elevate the vehicle. It's three swiveling wheels offer easy manoeuvrability for full coverage.

Foam-on your soap, and blast away dirt with the high-pressure cyclonic action.

The Hurricane Pro allows the spray deck to pivot through 6 different cleaning angles making it suitable for any vehicle.

Both models can be used with hot or cold water.



Hurricane Flip

The versatile Flip has the low profile of the Hurricane for undercarriage cleaning plus the ability to flip and become a floor cleaner.

The wheels can be easily unlocked and swivelled to allow the Flip to be turned over.

Grime is blasted from wash bays, paths, driveways, and workshop floors.

The Hurricane Flip can be used with hot or cold water.



Push-Pull Lance with Wheel Attachment

Suttner's flexible Push-Pull lance is great for getting high-pressure water into tight spaces.

A wheel attachment allows the Push-Pull to be used as an undercarriage cleaner while retaining the flexibility of the head. By tightening the lance's handle, the angle of the head can be locked in place.

Chiefs can supply an optional restrictor which, when used with a chemical injector, enables the Push-Pull to generate high-pressure foam for complete underbody cleaning.



Foaming Lance

Suttner's popular ST-73 foaming lances are available with a 1 or 2L bottle. There's no need to mess around with dilutions—pour neat soap into the bottle and adjust the setting on the foamer body as per the instructions on your Nerta or Chiefs soap.

They're available with two different foaming mechanisms—a stainless steel pad for general use, or foam mesh for use with hard water.

The foam lances can be customised with nozzles to fit the specifications of your pressure cleaner.



Wash Bay Accesories

When all your equipment is on-hand and safely stowed in your wash bay, you can optimise your cleaning throughput rate and maintain a safe working environment.

In a busy wash bay it's important that no-one's tripping over (or driving over) your equipment. Keeping your gear up off the ground is a simple way to protect it and increase its longevity.

Get your cleaning routine humming with the tools and accesories that make the job easier.



Lance Holders



Brush Holder



Drum Holder



Trolley



Downstream Chemical Injectors

Suttner's downstream injection systems allow fuss-free management of soaps and specialist cleaners.

There's an injector to suit any sized operation. Inject a single soap—with or without a bypass for easy switching to high-pressure water—or swap between degreaser, insect remover, soap, and polish with a 4-way system.

There's no need for dilutions or lugging drums back and forth when you have a dedicated injector set up with your pressure cleaner.



Swivels & Nozzles

Give your wrist a break and avoid tangled hosing by allowing free rotation with a swivel. We offer a range of swivels, from a basic model, through to the Mosmatic swivel that will unravel your hosing under high pressure.

Nozzles can be used to customise the output of your pressure washer in line with your needs. Our range includes fogging, longcast, ceramic, turbo and standard high-pressure nozzles.

Colour code your cleaning gear with our replaceable nozzle covers and clips to easily identify the right tools for the job.



Couplings

Quick connect couplings make the business of switching between lances, foam lances, and foam heads fast and easy.

Regardless of the gauge or thread, Chiefs has couplings, nipples, and adapters to suit all brands of pressure cleaner.

Whether its quick connect or threaded, there isn't a connection we can't make.



Touchless Cleaning Technique



Chiefs Australia supplies a range of touchless soaps and specialist cleaners designed to tackle a variety of contaminants. We import the market-leading Belgian brand Nerta as well as manufacture our own cleaners that are ideal for Aussie conditions.

The concentrated formulas are made to be used at high dilutions, usually around 2%, so a little bit of product goes a long way.

Using a touchless technique is all about letting the soap do the work and then lifting it away from the surface with high-pressure water.

Traditional, manual cleaning requires that you soap up the vehicle, scrub or broom it, and then rinse off the soap. With touchless cleaning, you soap up the vehicle, power wash, and then rinse.

Power washing involves blasting high-pressure water into the fresh soap. The soap breaks the static bonds between the grime and the vehicle's surface, and power washing is required to lift the whole lot off and wash it away. This can only happen if the soap is allowed to do its thing—and not instantly rinsed onto the ground by beginning from the top.

For this reason, we begin power washing from the bottom and move upward. On large panels and trucks it's easier to work in vertical sweeps and move backward along the vehicle. The key is to avoid rinsing off the soap until you're ready to blast it. A final rinse from the top, downward, will remove any residual chemical.

Please ensure the use of appropriate PPE when using any chemical. This should include eye/face protection and suitable gloves. Ear protection should be worn when using pressure washers or air compressors. Wearing the appropriate face mask or respirator when misting products or working in enclosed spaces is strongly recommended. Always check the product's safety data sheet before use.

For more information call one of our team members on

07 5493 8868

3/6 Textile Ave
Warana Qld 4575
office@chiefsaustralia.com
chiefsaustralia.com

